

VPortal Quick Guide

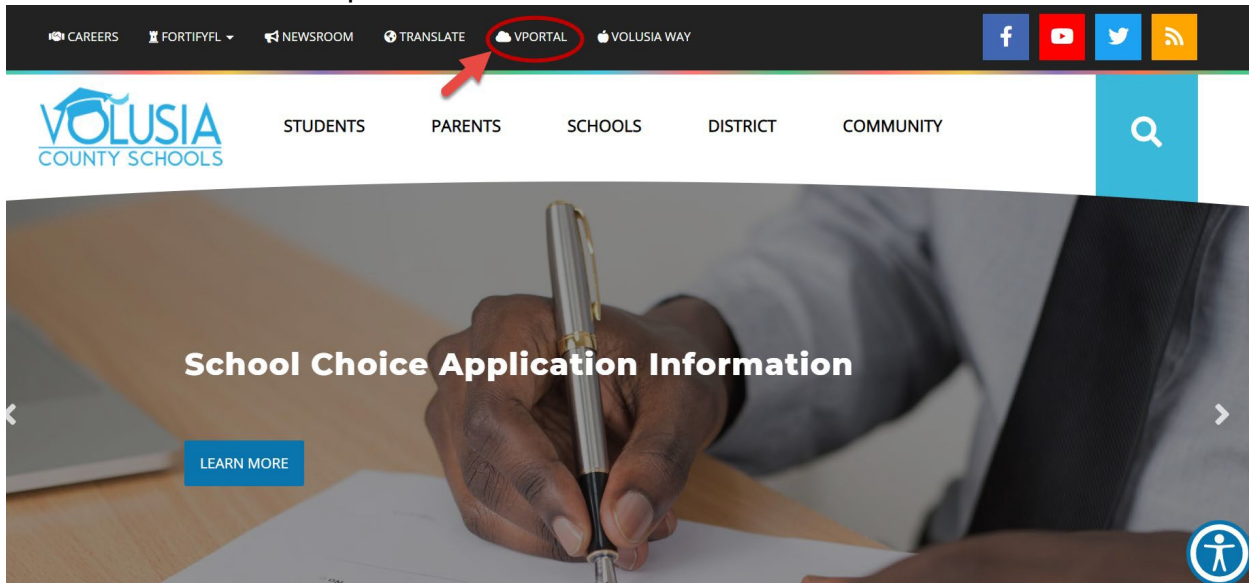
What is VPortal?

Your Cloud, One Login.

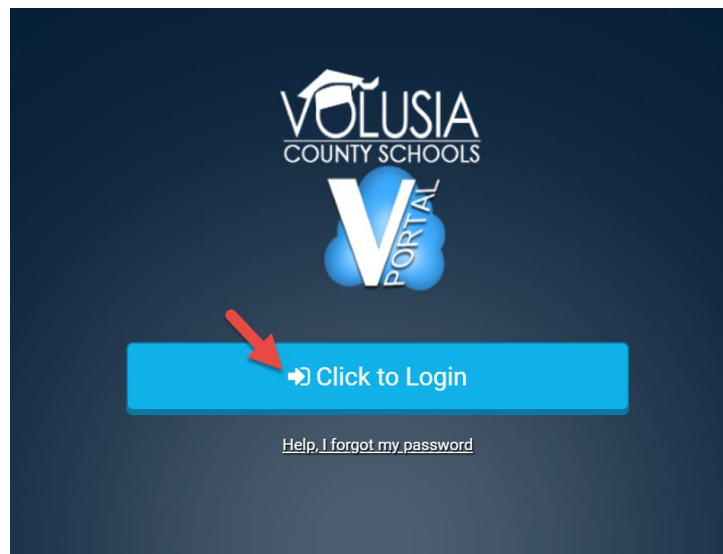
VPortal is your personal cloud desktop giving you access to all your apps, files, and classes from anywhere. You have accessibility to all your digital textbook, resources, and learning management systems. VPortal is accessible from all device types.

How can I access VPortal?

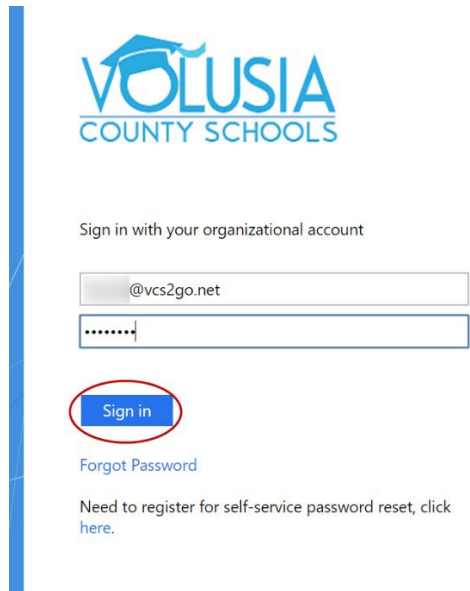
1. Go to the Volusia County Schools Homepage
a. www.vcsedu.org
2. Click on 'VPortal' in the top banner



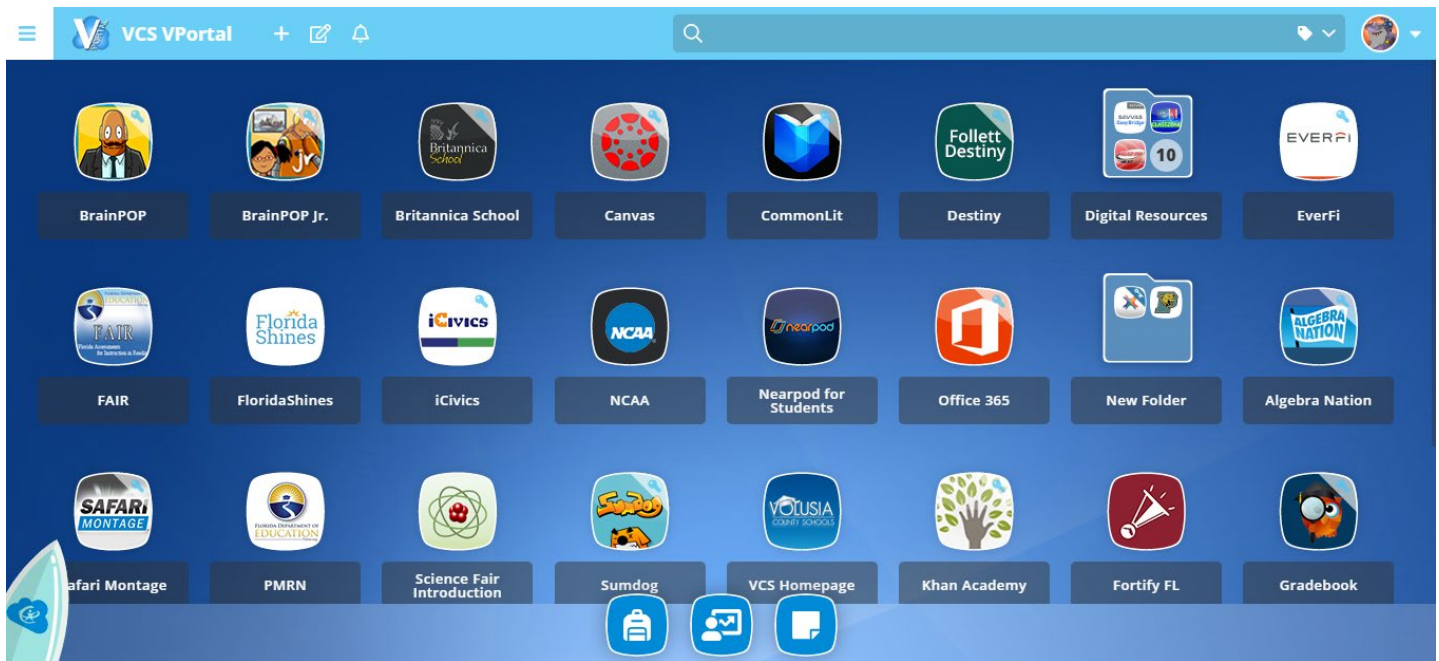
3. Click on the blue banner 'Click to Login'



- 4. Enter VCS email address (1ALPHA@vcs2go.net or 2ALPHA@vcs2go.net and password
 - a. Click 'Sign In'



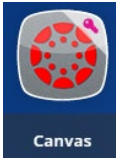
- 5. VPortal Dashboard:



ADDITIONAL INFORMATION:


- **Forgot your Password?**

- Your teacher can reset your password through the 'Teacher Console'. Please contact your teacher.



- **Canvas LMS:**

- Canvas delivers a digital learning environment for students. Teachers can use Canvas to host an online or blending classroom environment. [Check out the linked video to learn how to navigate through Canvas.](#)



- **Digital Resources Folder:**

- The *Digital Resources* folder in VPortal hosts all student's digital access to their classroom textbook.



- **i-Ready App:**

- i-Ready is used in grades K-5 to support reading and mathematics. It is a tool that support's student's growth and development through individualized instruction and assessment.



- **Office 365:**

- Office 365 offers the functionality of the entire Microsoft Office Suite. Students have access to their personal OneDrive, Outlook, Word, PowerPoint, Excel, Publisher, Sway, Access and many more tools.



- **My Backpack:**

- The app will open to the Dashboard which shows the student's classes and displays icons of the applications specifically assigned to each class. Clicking on a class will bring up a more detailed view with all available apps for that class. Students can click on an app to launch it.

- **Right-click on any app:**

- Right click on any app in the VPortal, to 'Add to Favorites' which will make it easier to locate, as it will be in the bottom menu of your VPortal. You can also create folders and add tags for easier navigation.

